

Format of holding of specified securities

Annexure - I

- 1 **Name of Listed Entity : OCTAL CREDIT CAPITAL LTD.**
- 2 Scrip Code/Name of Scrip/Class of Security :
- 3 Share Holding Pattern Filed under: Reg. 31(1) (b) : **Quarter Ended 31/12/2023**
- 4 Declaration:

	Particulars	Yes	No
1	Whether the Listed Entity has issued any partly paid up shares		NO
2	Whether the Listed Entity has issued any Convertible Securities or Warrants?		NO
3	Whether the Listed Entity has any shares against which depository receipt are issued?		NO
4	Whether the Listed Entity has any shares in locked-in?		NO
5	Whether any shares held by promoters are pledge or otherwise encumbered?		NO

- 5 The tabular format for disclosure of holding of specified securities is as follows:-




Table I - Summary Statement holding of specified securities

Category (I)	Category of shareholder (II)	Nos. of shareholders (III)	No. of fully paid-up equity shares held (IV)	No. of partly paid-up equity shares held (V)	No. of shares underlying Depository Receipt (VI)	Total nos. shares held (VII) = (IV)+(V)+(VI)	Shareholding as a % of total no. of shares (calculated as per SCRR, 1957) (VIII) As a % of (A+B+C2)	Number of Voting Rights held in each class of securities (IX)			No. of Shares Underlying convertible securities (including Warrants) (X)	Shareholding as a % assuming full convertible securities (as a percentage of diluted share capital) (XI) = (VII)+(X) as a % of (A+B+C)	Number of Locked in shares (XII)		Number of Shares pledged or otherwise encumbered (XIII)	Number of equity shares held in dematerialized form (XIV)
								No. of Voting Rights		As a % of total Shares held (b)			No. (a)	As a % of total Shares held (b)		
		Class eg: x		Class eg: y		Total	Total as a % of (A+B+C)									
(A)	Promoter & Promoter Group	16	1342100	0	0	1342100	26.837	1342100	0	1342100	26.837	0	0.000	0	0.000	1342100
(B)	Public	1577	3658800	0	0	3658800	73.163	3658800	0	3658800	73.163	0	0.000	0	0.000	3518975
(C)	Non Promoter - Non Public															
(C1)	Shares underlying DRs															
(C2)	Shares held by Employee Trusts															
	TOTAL	1593	5000900	0		5000900	100.000	5000900	0	5000900	100.000	0	0.000	0	0.000	4861075



Table II - Statement showing shareholding pattern of the Promoter and Promoter Group

Category & Name of shareholders (i)	Entity type i.e. promoter	Nos. of shareholder (iii)	No. of fully paid-up equity shares held (iv)	No. of partly paid-up equity shares held (v)	Nos. of shares underlying Depository Receipt (vi)	Total nos. shares held (vii) = (iv)+(v)+(vi)	Shareholding % calculated as per SCRR, 1957 As a % of (A+B+C2) (viii)	Number of Voting Rights held in each class of securities (ix)				No. of Shares Underlying Outstanding convertible securities (including Warrants) (x)	Shareholding as a % assuming full conversion of convertible securities (as a percentage of diluted share capital) (xi) = (x)/(A+B+C)	Number of Locked in shares (xii)		Number of Shares pledged or otherwise encumbered (xiii)		Number of equity shares held in dematerialized form (xiv)
								No. of Voting Rights			Total of Total Voting rights			No. (a)	As a % of total Shares held (b)	No. (a)	As a % of total Shares held (b)	
								Class x	Class y	Total								
(1) Indian		0	0	0	0	0	0.000	0	0	0	0.000	0	0.000	0	0.000	0	0	
(a) Individuals/Hindu undivided Family		13	402300	0	0	402300	8.045	402300	0	402300	8.045	0	0.000	0	0.000	0	402300	
ARUNA PATNI	PROMOTER	0	20000	0	0	20000	0.400	20000	0	20000	0.400	0	0.000	0	0.000	0	20000	
BIMAL KUMAR PATNI	PROMOTER	0	10000	0	0	10000	0.200	10000	0	10000	0.200	0	0.000	0	0.000	0	10000	
BIMALA DEVI JAIN	PROMOTER	0	10000	0	0	10000	0.200	10000	0	10000	0.200	0	0.000	0	0.000	0	10000	
DHANRAJ PATNI	PROMOTER	0	70000	0	0	70000	1.400	70000	0	70000	1.400	0	0.000	0	0.000	0	70000	
DILIP KUMAR PATNI	PROMOTER	0	16000	0	0	16000	0.320	16000	0	16000	0.320	0	0.000	0	0.000	0	16000	
KAMAL NAYAN JAIN	PROMOTER	0	11000	0	0	11000	0.220	11000	0	11000	0.220	0	0.000	0	0.000	0	11000	
MAHENDRA KUMAR PATNI	PROMOTER	0	45300	0	0	45300	0.906	45300	0	45300	0.906	0	0.000	0	0.000	0	45300	
MEENA DEVI JAIN	PROMOTER	0	10000	0	0	10000	0.200	10000	0	10000	0.200	0	0.000	0	0.000	0	10000	
NEELAM JAIN	PROMOTER	0	10000	0	0	10000	0.200	10000	0	10000	0.200	0	0.000	0	0.000	0	10000	
SANDEEP JAIN (PATNI)	PROMOTER	0	10000	0	0	10000	0.200	10000	0	10000	0.200	0	0.000	0	0.000	0	10000	
SHREE CHAND SARAOGI	PROMOTER	0	40000	0	0	40000	0.800	40000	0	40000	0.800	0	0.000	0	0.000	0	40000	
SRI'SHTI PATNI	PROMOTER	0	140000	0	0	140000	2.799	140000	0	140000	2.799	0	0.000	0	0.000	0	140000	
VIJAY KUMAR PATNI	PROMOTER	0	10000	0	0	10000	0.200	10000	0	10000	0.200	0	0.000	0	0.000	0	10000	
(b) Central Government/State Government(s)		0	0	0	0	0	0.000	0	0	0	0.000	0	0.000	0	0.000	0	0	
(c) Financial Institutions/Banks		0	0	0	0	0	0.000	0	0	0	0.000	0	0.000	0	0.000	0	0	
(d) Any Other		0	0	0	0	0	0.000	0	0	0	0.000	0	0.000	0	0.000	0	0	
Bodies Corporate		3	939800	0	0	939800	18.793	939800	0	939800	18.793	0	0.000	0	0.000	0	939800	
G. G. RESOURCES PVT. LTD.	PROMOTER GROUP	0	10000	0	0	10000	0.200	10000	0	10000	0.200	0	0.000	0	0.000	0	10000	
OCTAL SECURITIES AND SERVICES PVT. LTD.	PROMOTER GROUP	0	105000	0	0	105000	2.100	105000	0	105000	2.100	0	0.000	0	0.000	0	105000	
PATNI RESOURCES PVT. LTD.	PROMOTER GROUP	0	824800	0	0	824800	16.493	824800	0	824800	16.493	0	0.000	0	0.000	0	824800	
Trusts		0	0	0	0	0	0.000	0	0	0	0.000	0	0.000	0	0.000	0	0	
Clearing Members		0	0	0	0	0	0.000	0	0	0	0.000	0	0.000	0	0.000	0	0	
Sub-Total (A)[1]		16	1342100	0	0	1342100	26.837	1342100	0	1342100	26.837	0	0.000	0	0.000	0	1342100	



Table II - Statement showing shareholding pattern of the Promoter and Promoter Group

Category & Name of shareholders (I)	Entity type i.e. promoter	Nos. of shareholders (III)	No. of fully paid up shares held (IV)	No. of partly paid-up equity shares held (V)	Nos. of shares underlying Depository Receipt (VI)	Total nos. shares held (VII) = (IV)+(V)+(VI)	Shareholding % calculated as per SCRR, 1957 As a % of (A+B+C2) (VIII)	Number of Voting Rights held in each class of securities (IX)			No. of Shares Underlying Outstanding convertible securities (including Warrants) (X)	Shareholding as a % assuming full conversion of convertible securities (as a percentage of diluted share capital) (XI) = (VII)+(X) as a % of (A+B+C)	Number of Locked in shares (XII)		Number of Shares pledged or otherwise encumbered (XIII)		Number of equity shares held in dematerialized form (XIV)
								Class x	Class y	Total			No. (a)	As a % of total Shares held (b)	No. (a)	As a % of total Shares held (b)	
(2)		0	0	0	0	0	0.000	0	0	0.000	0	0.000	0	0.000	0	0.000	0
Foreign Individuals (Non-Resident Individuals)/Foreign Individuals		0	0	0	0	0	0.000	0	0	0.000	0	0.000	0	0.000	0	0.000	0
(a)		0	0	0	0	0	0.000	0	0	0.000	0	0.000	0	0.000	0	0.000	0
(b)		0	0	0	0	0	0.000	0	0	0.000	0	0.000	0	0.000	0	0.000	0
(c)		0	0	0	0	0	0.000	0	0	0.000	0	0.000	0	0.000	0	0.000	0
Foreign Portfolio Investor		0	0	0	0	0	0.000	0	0	0.000	0	0.000	0	0.000	0	0.000	0
(d)		0	0	0	0	0	0.000	0	0	0.000	0	0.000	0	0.000	0	0.000	0
(e)		0	0	0	0	0	0.000	0	0	0.000	0	0.000	0	0.000	0	0.000	0
OCBs		0	0	0	0	0	0.000	0	0	0.000	0	0.000	0	0.000	0	0.000	0
QFI - Individual		0	0	0	0	0	0.000	0	0	0.000	0	0.000	0	0.000	0	0.000	0
QFI - Corporate		0	0	0	0	0	0.000	0	0	0.000	0	0.000	0	0.000	0	0.000	0
Sub-Total (A) 2		0	0	0	0	0	0.000	0	0	0.000	0	0.000	0	0.000	0	0.000	0
Total Shareholding of Promoter and Promoter Group (A)= 1+ A 2		16	1342100	0	0	1342100	26.837	1342100	0	26.837	0	26.837	0	0.000	0	0.000	1342100



Table III - Statement showing shareholding pattern of the Public shareholder

Category & Name of shareholders (i)	PAN (ii)	Nos. of shareholders (iii)	No. of fully paid-up equity shares held (iv)	No. of partly paid-up equity shares held (v)	Nos. of shares underlying Depository Receipt (vi)	Total nos. shares held (vii) = (iv)+(v)+(vi)	Shareholding % calculated as per SCRR, 1957 As a % of (A+B+C2) (viii)	Number of Voting Rights held in each class of securities (ix)			No. of Shares Outstanding convertible securities (including Warrants) (x)	Shareholding as a % assuming full conversion of convertible securities (as a percentage of diluted share capital) (xi) = (x)/(A+B+C)	Number of Locked in shares (xii)		Number of Shares pledged or otherwise encumbered (xiii)		Number of equity shares held in dematerialized form (xiv)	Sub-categorization of shares under (xv)		
								No. of Voting Rights		Total as a % of Total Voting rights			No. (a)	As a % of total shares held (b)	No. (a)	As a % of total Shares held (b)		Sub-category (i)	Sub-category (ii)	Sub-category (iii)
								Class x	Class y											
Institutions (1) (Domestic)		0	0	0	0	0	0.000	0	0	0	0.000	0	0.000	0	0.000	0				
(a) Mutual Funds		0	0	0	0	0	0.000	0	0	0	0.000	0	0.000	0	0.000	0				
(b) Venture Capital Funds		0	0	0	0	0	0.000	0	0	0	0.000	0	0.000	0	0.000	0				
(c) Alternate Investment Funds		0	0	0	0	0	0.000	0	0	0	0.000	0	0.000	0	0.000	0				
(d) Financial Institutions/Banks		0	0	0	0	0	0.000	0	0	0	0.000	0	0.000	0	0.000	0				
Financial Institutions Banks		0	0	0	0	0	0.000	0	0	0	0.000	0	0.000	0	0.000	0				
(e) Insurance Companies		0	0	0	0	0	0.000	0	0	0	0.000	0	0.000	0	0.000	0				
Provident Funds/Pension Funds		0	0	0	0	0	0.000	0	0	0	0.000	0	0.000	0	0.000	0				
Asset Reconstruction Companies		0	0	0	0	0	0.000	0	0	0	0.000	0	0.000	0	0.000	0				
(g) Sovereign Wealth Funds		0	0	0	0	0	0.000	0	0	0	0.000	0	0.000	0	0.000	0				
(h) Funds		0	0	0	0	0	0.000	0	0	0	0.000	0	0.000	0	0.000	0				
(i) NBFCS registered with RBI		0	0	0	0	0	0.000	0	0	0	0.000	0	0.000	0	0.000	0				
(j) Other Financial Institutions		0	0	0	0	0	0.000	0	0	0	0.000	0	0.000	0	0.000	0				
(k) Any Other		0	0	0	0	0	0.000	0	0	0	0.000	0	0.000	0	0.000	0				
Sub-Total (B)(1)		0	0	0	0	0	0.000	0	0	0	0.000	0	0.000	0	0.000	0				
(2) Institutions (Foreign)		0	0	0	0	0	0.000	0	0	0	0.000	0	0.000	0	0.000	0				
(a) Foreign Direct Investment		0	0	0	0	0	0.000	0	0	0	0.000	0	0.000	0	0.000	0				
(b) Foreign Venture Capital Investors		0	0	0	0	0	0.000	0	0	0	0.000	0	0.000	0	0.000	0				
(c) Sovereign Wealth Funds		0	0	0	0	0	0.000	0	0	0	0.000	0	0.000	0	0.000	0				
(d) Foreign Portfolio Investors		0	0	0	0	0	0.000	0	0	0	0.000	0	0.000	0	0.000	0				
Category I		0	0	0	0	0	0.000	0	0	0	0.000	0	0.000	0	0.000	0				
Category II		0	0	0	0	0	0.000	0	0	0	0.000	0	0.000	0	0.000	0				

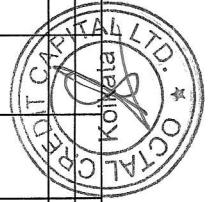


Table III - Statement showing shareholding pattern of the Public shareholder

Category & Name of shareholders (i)	PAN (ii)	Nos. of shareholders (iii)	No. of fully paid-up equity shares held (iv)	No. of partly paid-up equity shares held (v)	Nos. of shares underlying Depository Receipt (vi)	Total nos. shares held (VII) = (IV)+(V)+(VI)	Shareholding g % calculated as per SCRR, 1957 As a % of (A+B+C2) (viii)	Number of Voting Rights held in each class of securities (ix)			No. of Shares Outstanding convertible securities (including Warrants) (x)	Shareholding as a % assuming full conversion of convertible securities (as a percentage of diluted share capital) (XI) = (A+B+C)	Number of Locked in shares (xii)		Number of Shares pledged or otherwise encumbered (xiii)	Number of equity shares held in dematerialized form (xiv)	Sub-categorization of shares (xv)			
								No. of Voting Rights					As a % of total Shares held (b)	As a % of total Shares held (b)			As a % of total Shares held (b)	Sub-category (i)	Sub-category (ii)	Sub-category (iii)
								Class x	Class y	Total										
Overseas Depositors (holding DRs)(balancing figure)		0	0	0	0	0	0.000	0	0	0	0.000	0	0.000	0	0					
(e)		0	0	0	0	0	0.000	0	0	0	0.000	0	0.000	0	0					
(f) Any Other		0	0	0	0	0	0.000	0	0	0	0.000	0	0.000	0	0					
QFI Corporate		0	0	0	0	0	0.000	0	0	0	0.000	0	0.000	0	0					
FPI - CORPORATE - CAT-III		0	0	0	0	0	0.000	0	0	0	0.000	0	0.000	0	0					
Sub-Total (B)(2)		0	0	0	0	0	0.000	0	0	0	0.000	0	0.000	0	0					
Central Government/State Government(s)		0	0	0	0	0	0.000	0	0	0	0.000	0	0.000	0	0					
(3)		0	0	0	0	0	0.000	0	0	0	0.000	0	0.000	0	0					
Central Government/President of India		0	0	0	0	0	0.000	0	0	0	0.000	0	0.000	0	0					
(a)		0	0	0	0	0	0.000	0	0	0	0.000	0	0.000	0	0					
State Government/Government or		0	0	0	0	0	0.000	0	0	0	0.000	0	0.000	0	0					
(b)		0	0	0	0	0	0.000	0	0	0	0.000	0	0.000	0	0					
Shareholding by Companies or Bodies Corporate where Central/State Government is a Promoter		0	0	0	0	0	0.000	0	0	0	0.000	0	0.000	0	0					
(c)		0	0	0	0	0	0.000	0	0	0	0.000	0	0.000	0	0					
Sub-Total (B)(3)		0	0	0	0	0	0.000	0	0	0	0.000	0	0.000	0	0					
(4) Non-Institutions Associate Companies/Subsidiaries		0	0	0	0	0	0.000	0	0	0	0.000	0	0.000	0	0					
(a)		1	229350	0	0	229350	4.586	229350	0	229350	4.586	0	0.000	0	229350					
NEWVIEW CONSULTANTS PRIVATE LIMITED	AAACN8733G	0	229350	0	0	229350	4.586	229350	0	229350	4.586	0	0.000	0	229350					
(b) Directors and their relatives Key Managerial Personnel		0	0	0	0	0	0.000	0	0	0	0.000	0	0.000	0	0					
(c)		0	0	0	0	0	0.000	0	0	0	0.000	0	0.000	0	0					




Table III - Statement showing shareholding pattern of the Public shareholder

Category & Name of shareholders (i)	PAN (ii)	Nos. of shareholders (iii)	No. of fully paid-up equity shares held (iv)	No. of partly paid-up equity shares held (v)	Nos. of shares underlying Depository Receipt (vi)	Total nos. shares held (vii) = (iv)+(v)+(vi)	Shareholding g % calculated as per SCRR, 1957 As a % of (A+B+C2) (viii)	Number of Voting Rights held in each class of securities (ix)			No. of Shares Outstanding convertible securities (Including Warrants) (x)	Shareholding as a % assuming full conversion of convertible securities (as a percentage of diluted share capital) (xi) = (x)/(A+B+C)	Number of Locked in shares (xii)		Number of Shares pledged or otherwise encumbered (xiii)		Number of equity shares held in dematerialized form (xiv)	Sub-categorization of shares (xv)		
								Class x	Class y	Total			As a % of total Shares held (b)	As a % of total Shares held (b)	Sub-category (i)	Sub-category (ii)		Sub-category (iii)		
																			Total as a % of Total Voting rights	
Relatives of Promoters (other than Immediate Relatives of Promoters disclosed under Promoter & Promoter Group)		0	0	0	0	0	0.000	0	0	0	0.000	0	0.000	0	0.000	0				
Trusts where any person belonging to Promoter & Promoter Group Category is Trustee, beneficiary or author of the trust		0	0	0	0	0	0.000	0	0	0	0.000	0	0.000	0	0.000	0				
IEPF Authority		0	0	0	0	0	0.000	0	0	0	0.000	0	0.000	0	0.000	0				
Resident individual shareholders holding nominal share capital up to Rs.2 Lakhs.		1538	654261	0	0	654261	13.083	0	654261	0	13.083	0	0.000	0	0.000	564036				
Resident individual shareholders holding nominal share capital in excess of Rs.2 Lakhs.		17	1472600	0	0	1472600	29.447	0	1472600	0	29.447	0	0.000	0	0.000	1423000				
KHINWRAJ MANGILAL PANDYA HUF		0	153300	0	0	153300	3.065	0	153300	0	3.065	0	0.000	0	0.000	153300				
PAVEL PANDYA & SONS HUF		0	137700	0	0	137700	2.754	0	137700	0	2.754	0	0.000	0	0.000	137700				
ASHOK JAIN		0	80000	0	0	80000	1.600	0	80000	0	1.600	0	0.000	0	0.000	80000				
KARISHMA RAJGARIA		0	150000	0	0	150000	2.999	0	150000	0	2.999	0	0.000	0	0.000	150000				
MANJU PANDYA		0	142400	0	0	142400	2.847	0	142400	0	2.847	0	0.000	0	0.000	142400				
PRIYANKA PANDYA		0	114100	0	0	114100	2.282	0	114100	0	2.282	0	0.000	0	0.000	114100				
RINKY RAJGARIA		0	150000	0	0	150000	2.999	0	150000	0	2.999	0	0.000	0	0.000	150000				




Table III - Statement showing shareholding pattern of the Public shareholder

Category & Name of shareholders (i)	PAN (ii)	Nos. of shareholders (iii)	No. of fully paid-up equity shares held (iv)	No. of partly paid-up equity shares held (v)	Nos. of shares underlying Depository Receipt (vi)	Total nos. shares held (vii) = (iv)+(v)+(vi)	Shareholding g % calculated as per SCRR, 1957 As a % of (A+B+C2) (viii)	Number of Voting Rights held in each class of securities (ix)			No. of Shares Underlying Outstanding convertible securities (Including Warrants) (x)	Shareholding as a % assuming full conversion of convertible securities (as a percentage of diluted share capital) (xi) = (A+B+C)	Number of Locked in shares (xii)		Number of Shares pledged or otherwise encumbered (xiii)	Number of equity shares held in dematerialized form (xiv)	Sub-categorization of shares (xv)			
								No. of Voting Rights					As a % of total Shares held (b)	As a % of total Shares held (b)			As a % of total Shares held (b)	Sub-category (i)	Sub-category (ii)	Sub-category (iii)
								Class x	Class y	Total										
UTIKARSH SUREKA	LLGPS6846E	0	135700	0	0	135700	2.714	0	135700	0	2.714	0	0.000	0	135700					
VIRENDRA KUMAR PANDYA	AATPP5269P	0	155700	0	0	155700	3.113	0	155700	0	3.113	0	0.000	0	155700					
NRI		1	0	0	0	0	0.000	1	0	1	0.000	0	0.000	0	0	1				
Non-Repatriable		0	0	0	0	0	0.000	0	0	0	0.000	0	0.000	0	0	0				
Foreign Nationals		0	0	0	0	0	0.000	0	0	0	0.000	0	0.000	0	0	0				
Foreign Companies		0	0	0	0	0	0.000	0	0	0	0.000	0	0.000	0	0	0				
Bodies Corporate		20	1302588	0	0	1302588	26.047	0	1302588	0	26.047	0	0.000	0	1302588					
DARKIN VINCOM PRIVATE LIMITED	AAACD8717G	0	203850	0	0	203850	4.076	0	203850	0	4.076	0	0.000	0	203850					
GEMUS AGENTS PRIVATE LIMITED	AABCG0195L	0	134350	0	0	134350	2.687	0	134350	0	2.687	0	0.000	0	134350					
HI - PRINT ELECTROMACK PRIVATE LIMITED	AABCH3417Q	0	162330	0	0	162330	3.246	0	162330	0	3.246	0	0.000	0	162330					
KUSUM INDUSTRIAL GASES LTD	AABCK4407B	0	100000	0	0	100000	2.000	0	100000	0	2.000	0	0.000	0	100000					
R.R.SYNTHETICS AND FINVEST PRIVATE LIMIT	AABCR3722Q	0	245000	0	0	245000	4.899	0	245000	0	4.899	0	0.000	0	245000					
RADICO KHAITAN FINANCE LIMITED	AABCR3652D	0	174300	0	0	174300	3.485	0	174300	0	3.485	0	0.000	0	174300					
WARDHAMAN TEXTILE CO. PVT. LTD.	AAACV9627M	0	159900	0	0	159900	3.197	0	159900	0	3.197	0	0.000	0	159900					
Any Other		0	0	0	0	0	0.000	0	0	0	0.000	0	0.000	0	0					
OFI - Individual		0	0	0	0	0	0.000	0	0	0	0.000	0	0.000	0	0					
OCBs		0	0	0	0	0	0.000	0	0	0	0.000	0	0.000	0	0					
Clearing Memembers		0	0	0	0	0	0.000	0	0	0	0.000	0	0.000	0	0					
Trusts		0	0	0	0	0	0.000	0	0	0	0.000	0	0.000	0	0					
FPI - INDIVIDUAL - CAT-III		0	0	0	0	0	0.000	0	0	0	0.000	0	0.000	0	0					




Table III - Statement showing shareholding pattern of the Public shareholder

Category & Name of shareholders (I)	PAN (II)	Nos. of shareholders (III)	No. of fully paid-up equity shares held (IV)	No. of partly paid-up equity shares held (V)	Nos. of shares underlying Depository Receipt (VI)	Total nos. shares held (VII) = (IV)+(V)+(VI)	Shareholding g % calculated as per SCRR, 1957 As a % of (A+B+C2) (VIII)	Number of Voting Rights held in each class of securities (IX)			No. of Shares Underlying convertible securities (including Warrants) (X)	Shareholding as a % assuming full conversion of convertible securities (as a percentage of diluted share capital) (XI) = (VII)+(X) as a % of (A+B+C)	Number of Locked in shares (XII)		Number of Shares pledged or otherwise encumbered (XIII)		Number of equity shares held in dematerialized form (XIV)	Sub-categorization of shares (XV)		
								No. of Voting Rights		Total as a % of Total Voting rights			No. (a)	As a % of total Shares held (b)	No. (a)	As a % of total Shares held (b)		Sub-category (i)	Sub-category (ii)	Sub-category (iii)
								Class x	Class y											
Unclaimed Shares A/c		0	0	0	0	0	0.000	0	0	0	0.000	0	0.000	0	0.000	0				
Unclaimed Demat Escrow A/c		0	0	0	0	0	0.000	0	0	0	0.000	0	0.000	0	0.000	0				
FPI - INDIVIDUAL - CAT-II		0	0	0	0	0	0.000	0	0	0	0.000	0	0.000	0	0.000	0				
Sub-Total (B)(4)		1577	3658800	0	0	3658800	73.163	3658800	0	3658800	73.163	0	73.163	0	0.000	0				
Total Public Shareholding (B)=(1)+(2)+(3)+(4)		1577	3658800	0	0	3658800	73.163	3658800	0	3658800	73.163	0	73.163	0	0.000	0				



Table IV - Statement showing shareholding pattern of the Non Promoter - Non Public shareholder

Category & Name of shareholders (I)	PAN (II)	Nos. of shareholders (III)	No. of fully paid-up equity shares held (IV)	No. of partly paid-up equity shares held (V)	Nos. of shares underlying Depository Receipt (VI)	Total nos. shares held (VII) = (IV)+(V)+(VI)	Shareholding % calculated as per SCRR, 1957 As a % of (A+B+C2) (VIII)	Number of Voting Rights held in each class of securities (IX)			No. of Shares Outstanding convertible securities (including Warrants) (X)	Shareholding as a % assuming full conversion of convertible securities (as a percentage of diluted share capital) (XI) = (VII)+(X) as a % of (A+B+C)	Number of Locked in shares (XII)		Number of Shares pledged or otherwise encumbered (XIII)		Number of equity shares held in dematerialized form (XIV)
								Class x	Class y	Total			No. (a)	As a % of total Shares held (b)	No. (a)	As a % of total Shares held (b)	
(1) Custodian.DR Holder																	
(2) Employee Benefit Trust (under SEBI (share based Employee Benefit) Regulations, 2014																	
Total Non-Promoter - Non-Public Shareholding (C)=(C)(1)+(C)+(2)																	



Table V - Statement showing shareholding details of significant beneficial owner

Sr No.	Details of the significant beneficial owner (I)		Details of the registered owner (II)		Details of holding/ exercise of right of the SBO in the reporting company, whether direct or indirect :(III) Whether by virtue of:					Date of creation / acquisition of significant beneficial interest (IV)		
	Name	PAN/Passport No. in case of a foreign national	Nationality	Name	PAN/Passport No. in case of a foreign national	Nationality	Shares %	Voting rights %	Rights on distributable dividend or any other distribution %		Exercise of control	Exercise of significant influence

